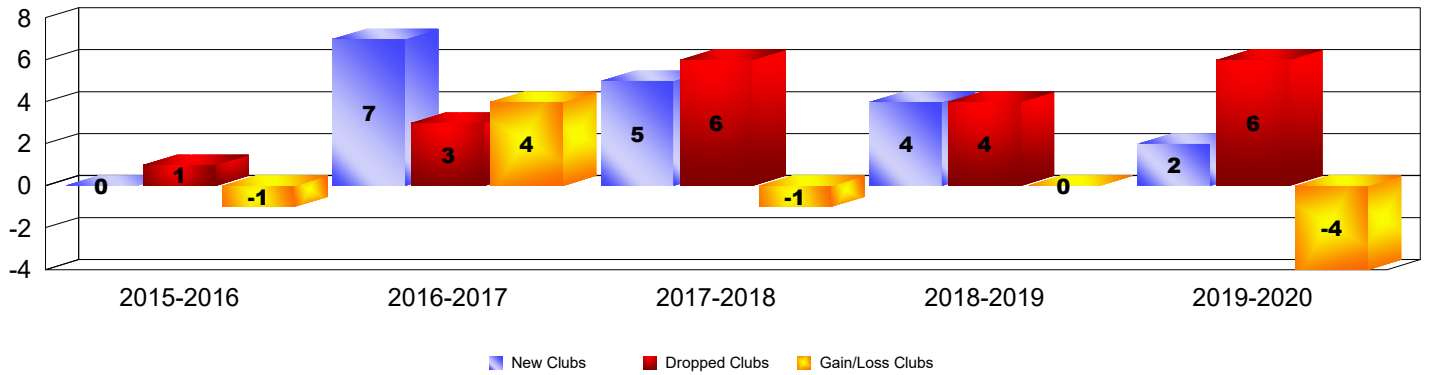


# Multiple District T

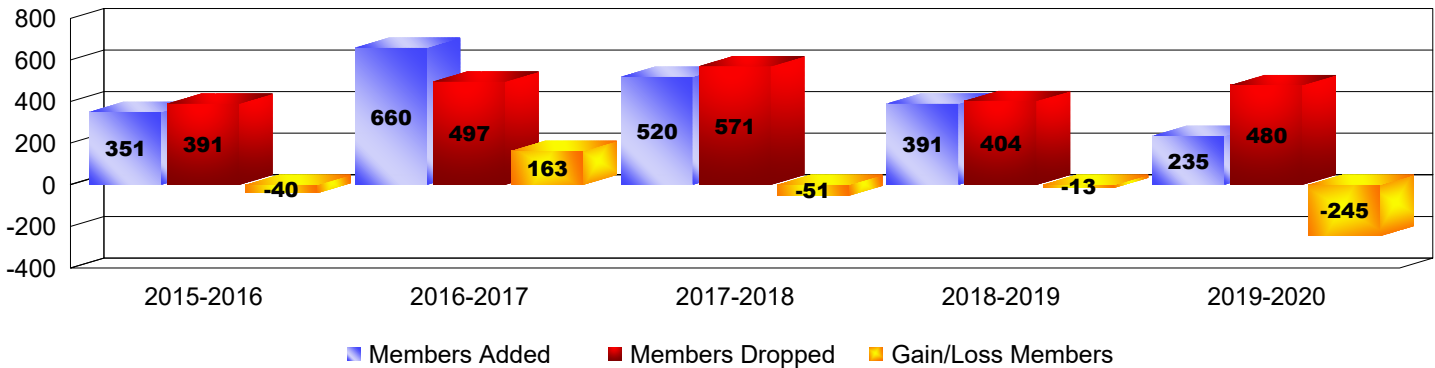
As of June 2020 Cumulative

Year	New Clubs	Dropped Clubs	Gain/ Loss Clubs	New Members	Charter Members	Reinstate Members	Transfer Members	Total Member Added	Total Members Dropped	Gain/ Loss Members
2015-2016	0	1	-1	324	5	11	11	351	391	-40
2016-2017	7	3	4	434	175	16	35	660	497	163
2017-2018	5	6	-1	329	119	48	24	520	571	-51
2018-2019	4	4	0	274	89	15	13	391	404	-13
2019-2020	2	6	-4	171	42	8	14	235	480	-245
<b>Average</b>	<b>4</b>	<b>4</b>	<b>0</b>	<b>306</b>	<b>86</b>	<b>20</b>	<b>19</b>	<b>431</b>	<b>469</b>	<b>-37</b>


## Clubs



## Members



## Membership Composition June 2020 Cumulative



## Gender Comparison June 2020 Cumulative

